

Arizona State University

# Founders' Day

**Michael M. Crow**

March 21, 2018

Arizona Biltmore Resort



**“You never change things by fighting the existing reality. To change something, **build a new model** that makes the existing model obsolete.”**

- Buckminster Fuller

# #1 in the U.S. for innovation

#1 ASU #2 Stanford #3 MIT

- U.S. News & World Report 2016, 2017, 2018



Ahead of Carnegie Mellon, Northeastern,  
Harvard, Duke, Georgia Tech, Purdue, Cornell,  
USC, UT-Austin and Yale



ASU in 1988

## Underperforming Public Agency Model

High State Investment

**\$9,770\*** per FTE student

No Budget for Improvement

**\$415 million**

Inadequate Student Outcomes

**14.2%** four-year graduation rate

\* = 2017 Dollars



ASU in 1988

## Underperforming Public Agency Model

### Low Price and Low Aid

**\$2,577\*** resident undergraduate  
tuition and fees

**<3%** undergraduates received  
Pell Grants

### Low Freshman Diversity

**84.9%** White

**9.9%** underrepresented minority

### Small Contribution to Knowledge Generation

**\$39 million**

in annual research expenditures

\* = 2017 Dollars



# \$39 million

in annual research expenditures

4 Wisconsin – Madison  
9 UCLA  
13 Washington – Seattle  
17 Texas – Austin  
23 Ohio State

69 Hawai'i – Mānoa  
71 New Mexico State  
80 Oklahoma State  
94 Mississippi State  
105 Arizona State University



## ASU Charter

ASU is a **comprehensive public research university**, measured not by whom it excludes, but by **whom it includes** and how they **succeed**; advancing **research and discovery** of public value; and assuming **fundamental responsibility** for the economic, social, cultural and overall health of the **communities** it serves.

ASU in 2018

## Established Public Enterprise Model

Low State Investment

**\$3,141** per FTE student

Budget for Consistent Growth and Quality

**\$3.1 billion**

High Student Outcomes

**50%** four-year graduation rate  
**71%** for A-students and **46%** for B-students





ASU in 2018

## Established Public Enterprise Model

Medium Price and High Aid

**\$10,792** resident undergraduate  
tuition and fees

**34.2%** undergraduates received  
Pell Grants

High Freshman Class Diversity

**50/50** freshman class diversity

Large Contribution  
to Knowledge Generation

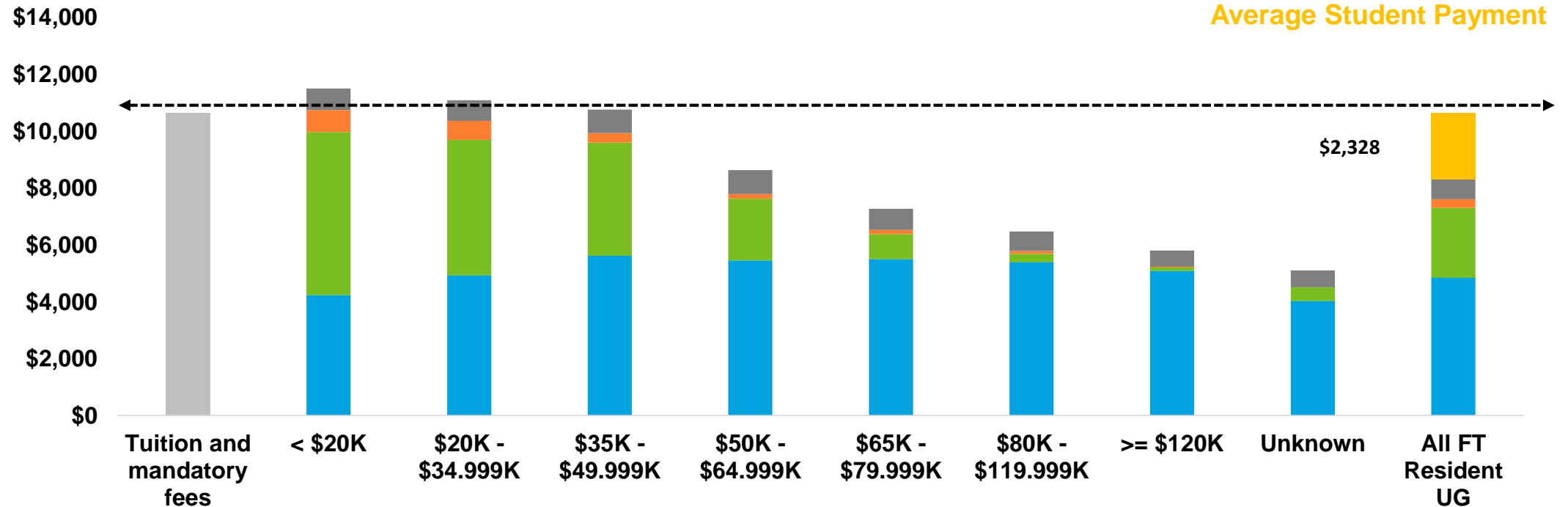
**\$545 million**

in annual research expenditures

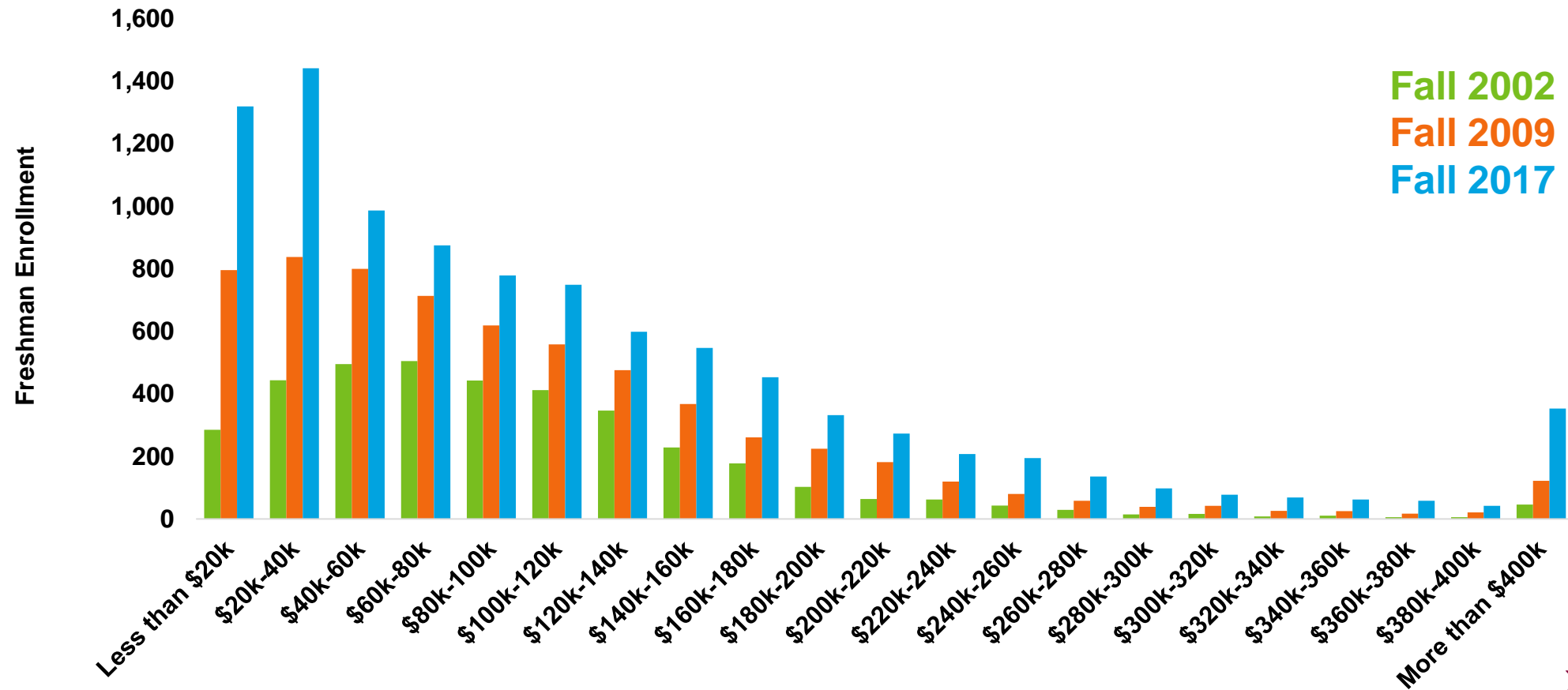


# Arizona Resident Undergraduates in 2016-17 Average Gift Aid Awards by Family Income

Tuition & Mandatory Fees  
 Institutional Gift Aid  
 Federal Gift Aid  
 State Gift Aid  
 Private/External Gift Aid  
 Average Student Payment



# ASU First-Time Full-Time Freshmen Enrollment by Adjusted Family Income



# \$545 million

in annual research expenditures

8	Wisconsin – Madison	28	UCLA
12	Washington – Seattle	51	Hawai'i – Mānoa
14	Texas – Austin	60	Mississippi State
22	Arizona State University	79	Oklahoma State
26	Ohio State	114	New Mexico State

### Anthropology

---

1<sup>st</sup>

**Ahead of:**  
University of Michigan  
Harvard University  
Stanford University

### Geological and Earth Sciences

---

2<sup>nd</sup>

**Ahead of:**  
Stanford University  
MIT  
PennState  
University of Michigan

### Social Sciences

---

4<sup>th</sup>

**Ahead of:**  
Berkeley  
Cornell University  
UCLA  
University of Pennsylvania

### State Graduate Debt

---

46<sup>th</sup>

**Less debt than:**  
Delaware  
Minnesota  
Connecticut  
Pennsylvania

### Humanities

---

4<sup>th</sup>

**Ahead of:**  
Yale  
Harvard University  
Princeton University  
Columbia University

### Political Science

---

5<sup>th</sup>

**Ahead of:**  
Berkeley  
PennState  
Duke University

### Electrical, Electronic, and Communications Engineering

---

7<sup>th</sup>

**Ahead of:**  
Stanford University  
Carnegie Mellon University  
MIT

### 10 Year Production Fulbright Student Awards

---

9<sup>th</sup>

**Ahead of:**  
Stanford University  
Princeton  
University of Texas at Austin

### Non-Science and Engineering

---

7<sup>th</sup>

**Ahead of:**  
Stanford University  
University of Texas at Austin  
Columbia University  
Harvard University

### HHS (including NIH) Funded Expenditures among Institutions without a Medical School:

---

9<sup>th</sup>

**Ahead of:**  
Princeton University  
Georgia Tech  
Carnegie Mellon University

### Political Science

---

10<sup>th</sup>

**Ahead of:**  
Stanford University  
Georgia Tech  
UCLA  
Columbia University

### Engineering

---

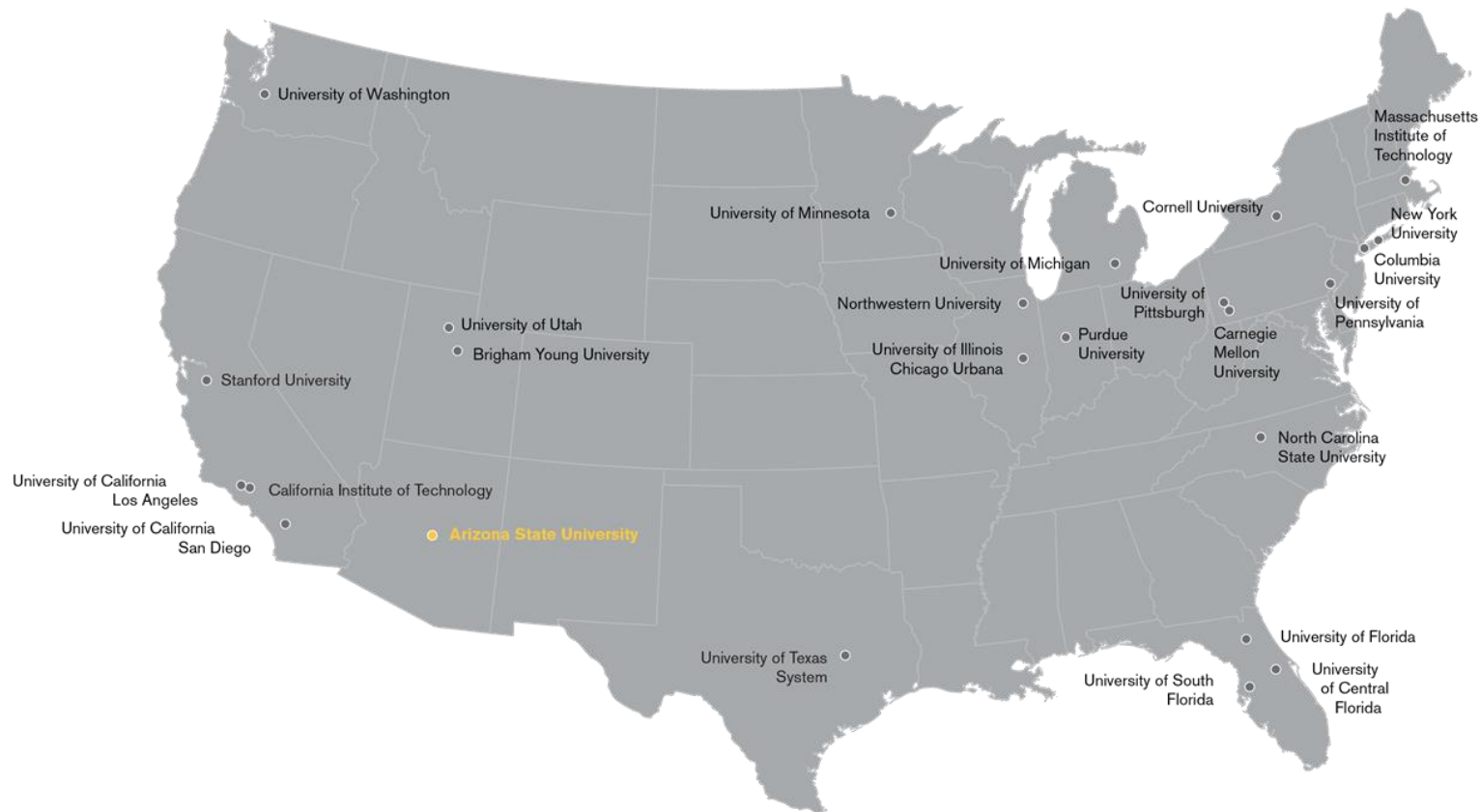
19<sup>th</sup>

**Ahead of:**  
Cornell University  
Caltech  
Carnegie Mellon University  
Stanford University

# Top 25 in the U.S. for technology transfer and commercialization

ahead of Harvard, Johns Hopkins, USC and Duke

- *The Best Universities for Technology Transfer 2017, Milken Institute*



## Technology Transfer

**110**

**spinout companies  
have launched based  
on ASU innovations,  
attracting \$650M in  
funding**



**A unit of the Arizona State University Knowledge Enterprise**





**Innovation Open**

February 2, 2018



**AVNET**  
Reach Further™

0001

Date *February 2, 2018*

Pay to the *Hoolest Performance Technologies*  
order of

*One Hundred Thousand* **\$100,000** Dollars

The 2018 ASU Innovation Open is powered by:

**AVNET** **ASU Engineering**  
Arizona State University

ASU Innovation Open

## Changemaker Challenge



# changemaker challenge

Are you dedicated to making  
a local or global difference  
through innovation?

win up to \$10,000!



ASU in 2025

## Public Enterprise Model Metric Targets

Total Enrollment

**125,000**

immersion and online students

Total Degrees

**32,000** degrees conferred

Total Degrees

**15,000**

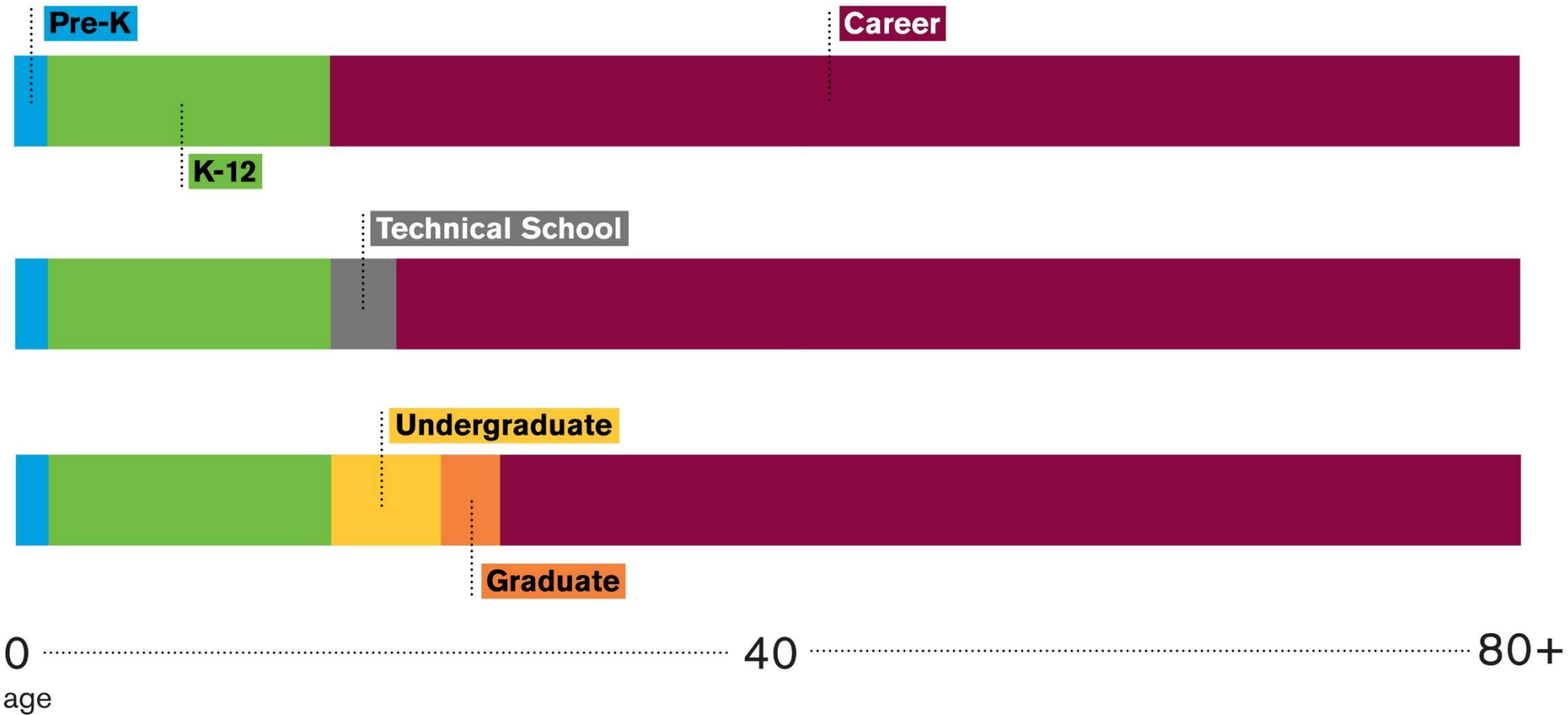
STEM, education and  
health profession degrees

Research Expenditures


**\$815** million



# 2018: Distinct Life Stages



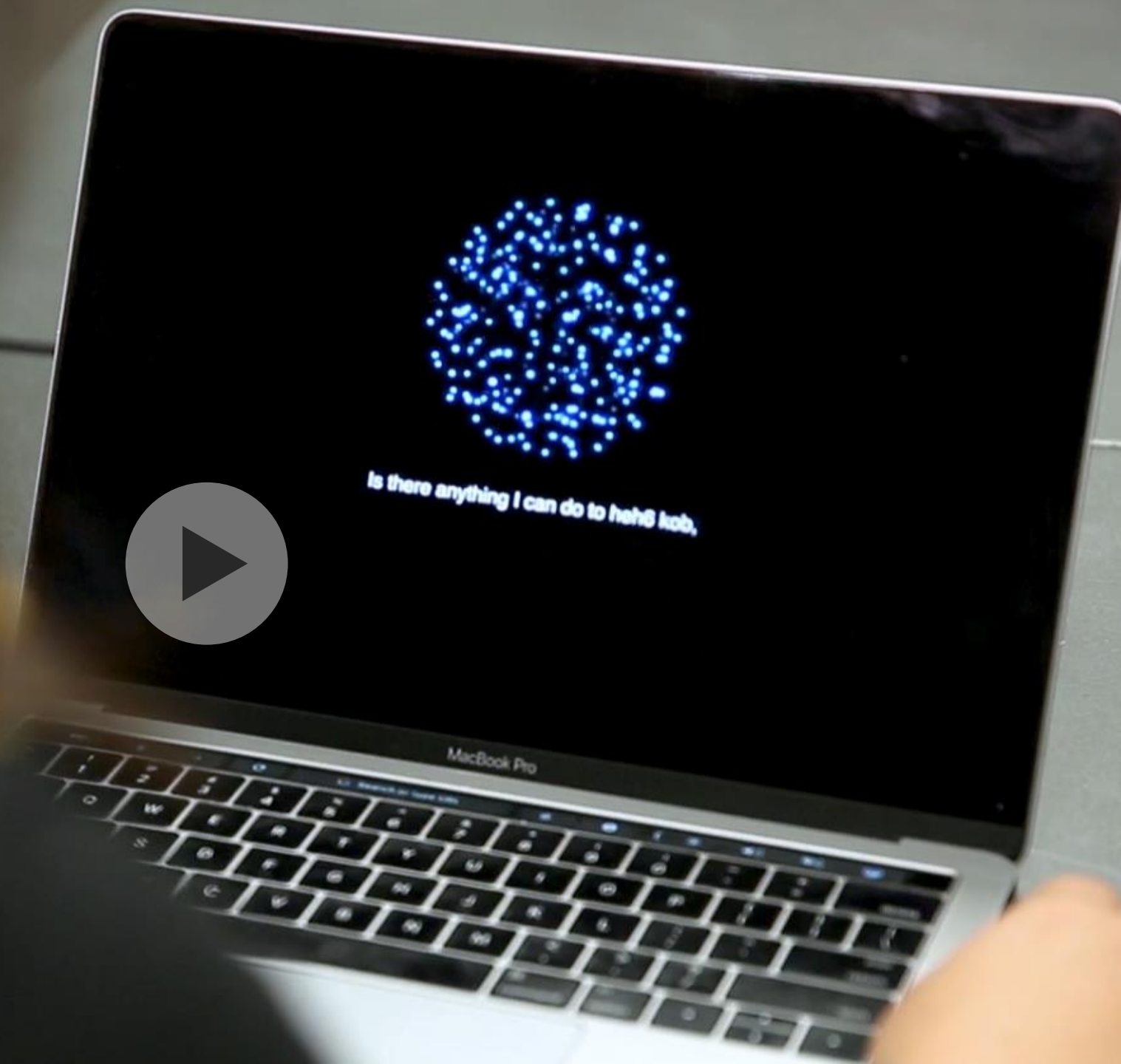
# Future: Universal Learning



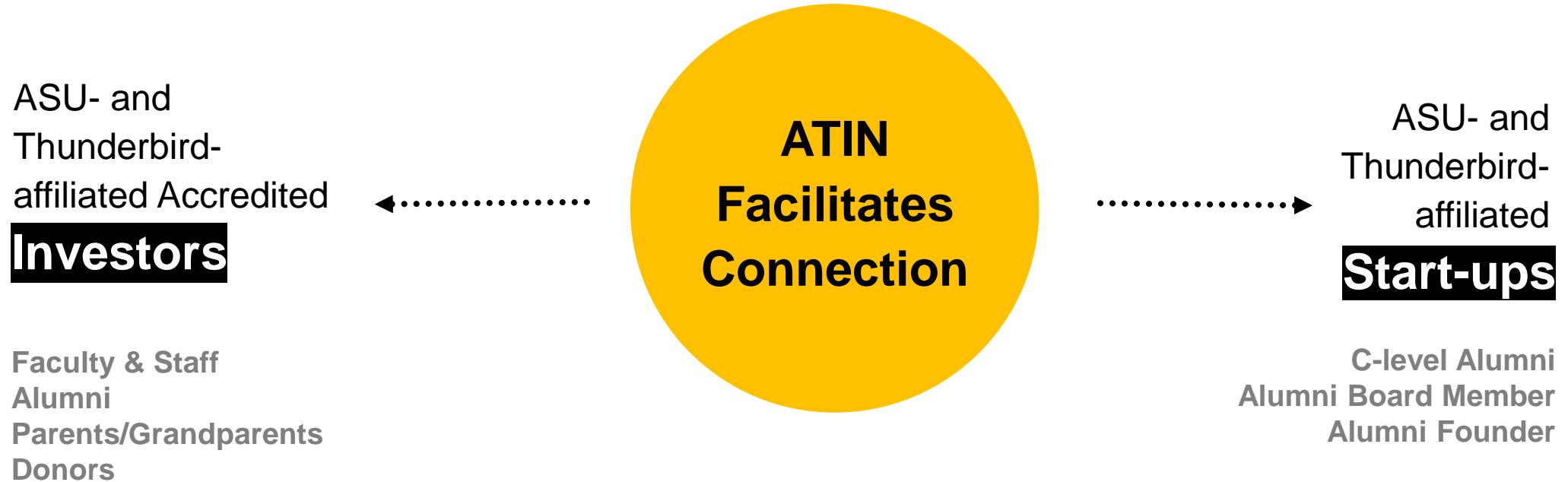
# **Universal Learning at ASU**

**Evolving a model capable of being of service to all learners, at all stages of work and learning, from all socioeconomic backgrounds, through educational, training, and skill-building opportunities**

# ASU Luminosity Lab



# ASU Thunderbird Investor Network



[alumni.asu.edu/support/invest-asu](http://alumni.asu.edu/support/invest-asu)





 [facebook.com/presidentcrow](https://facebook.com/presidentcrow)

 [@asuprescrow](https://instagram.com/asuprescrow)

 [@michaelcrow](https://twitter.com/michaelcrow)

