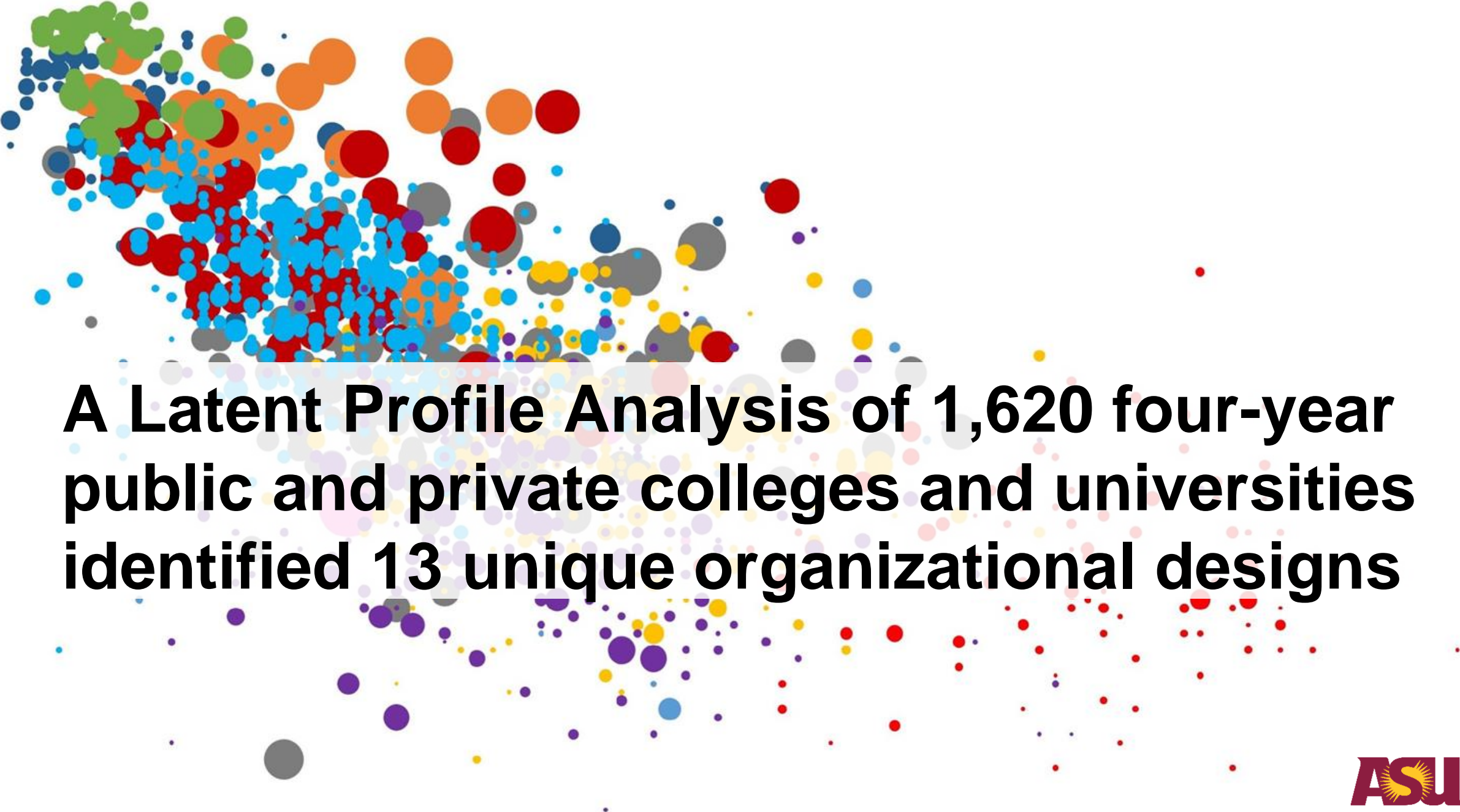


A data-driven university classification regime

Michael M. Crow, Kyle J. Whitman, Derrick Anderson and Jeffrey Selingo
October 1, 2021






A Latent Profile Analysis of 1,620 four-year public and private colleges and universities identified 13 unique organizational designs


Building Blocks of a (New) University

Knowledge Core




Furthering the pursuit, understanding and sanctity of knowledge, as well as the storage, synthesis, analysis, creation and transfer of knowledge

Academic Enterprise




Operating and evolving immersive teaching and learning systems

Knowledge Enterprise




Supporting and advancing research, discovery, innovation, and translation activities throughout the university and community

Learning Enterprise



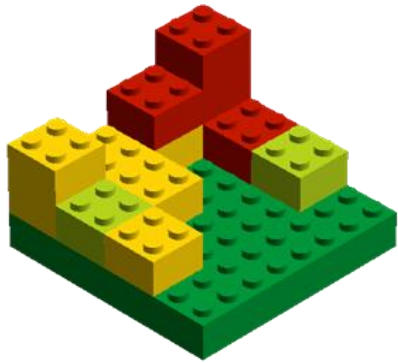
Creating and operating new pedagogical tools for massive-scale digital immersion and lifelong-learning opportunities

Partnership Enterprise

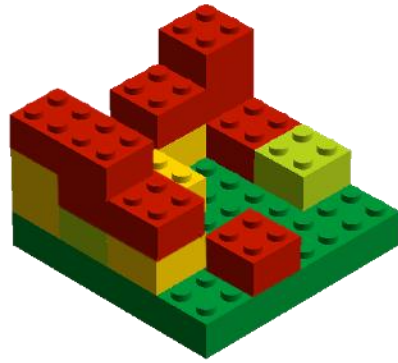


Developing and leveraging external partners to help the university achieve broad mission of social transformation

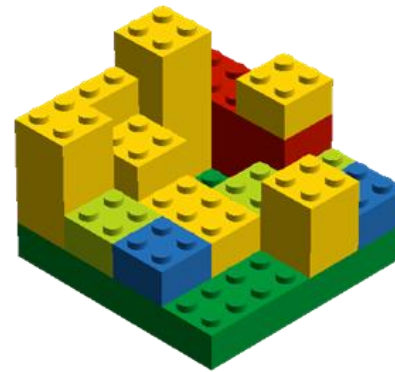
Comprehensive Research Clusters



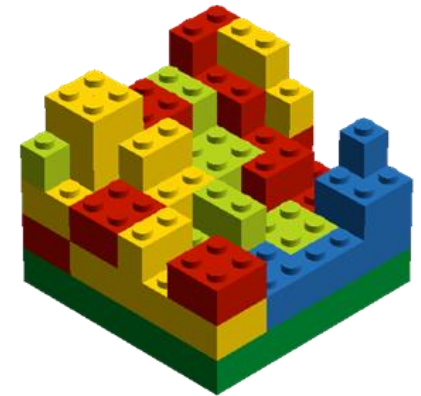
Community-Scale Research Uni.
e.g., Arkansas State University
e.g., Boise State University
e.g., Northern Arizona University



Regional-Scale Research Uni.
e.g., Auburn University
e.g., Texas Tech University
e.g., University of Texas at El Paso



High-Intensity Research Uni.
e.g., Duke University
e.g., Harvard University
e.g., Stanford University



National-Scale Research Uni.
e.g., Arizona State University
e.g., Ohio State University
e.g., Penn State University

Knowledge Core

Academic Enterprise


Knowledge Enterprise

Enterprise Partners


Learning Enterprise




Teaching and Scholarship Clusters



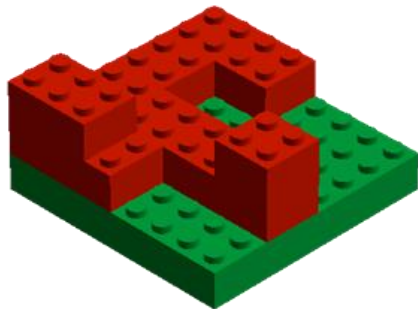
Community-Scale Liberal Arts Colleges
e.g., Alaska Pacific University
e.g., Azusa Pacific University
e.g., Prescott College



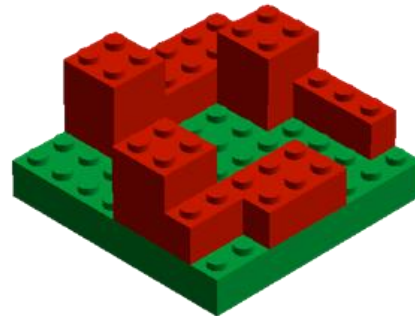
Community-Scale Access Colleges
e.g., Adams State University
e.g., Cal State - Bakersfield
e.g., Dickinson State University



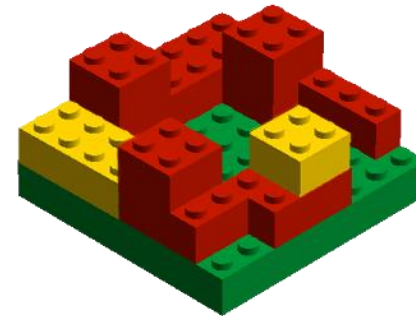
Legacy Immersion Colleges and Universities
e.g., California Lutheran University
e.g., Hampden-Sydney College
e.g., Marquette University



Legacy Access Universities
e.g., Alabama State University
e.g., Morehouse College
e.g., North Carolina A&T University



Professional Schools
e.g., The Julliard School
e.g., Sarah Lawrence College
e.g., Rhode Island School of Design




Greek Academies
e.g., American University
e.g., Boston College
e.g., Dartmouth College

Knowledge Core


Academic Enterprise

Knowledge Enterprise

Digital Access Clusters




Hybrid Professional Academies
e.g., American Baptist College
e.g., Baptist Bible College
e.g., Grace Christian University



National-Scale Digital Access Universities
e.g., Liberty University
e.g., Southern New Hampshire University
e.g., Western Governors University

Academic Enterprise

Seminaries, Yeshivas, and Colleges of Divinity Cluster



Seminaries, Yeshivas, and Other Colleges of Divinity
e.g., Appalachian Bible College
e.g., Be'er Yaakov Talmudic Seminary
e.g., Boise Bible College

Knowledge Core

Academic Enterprise

